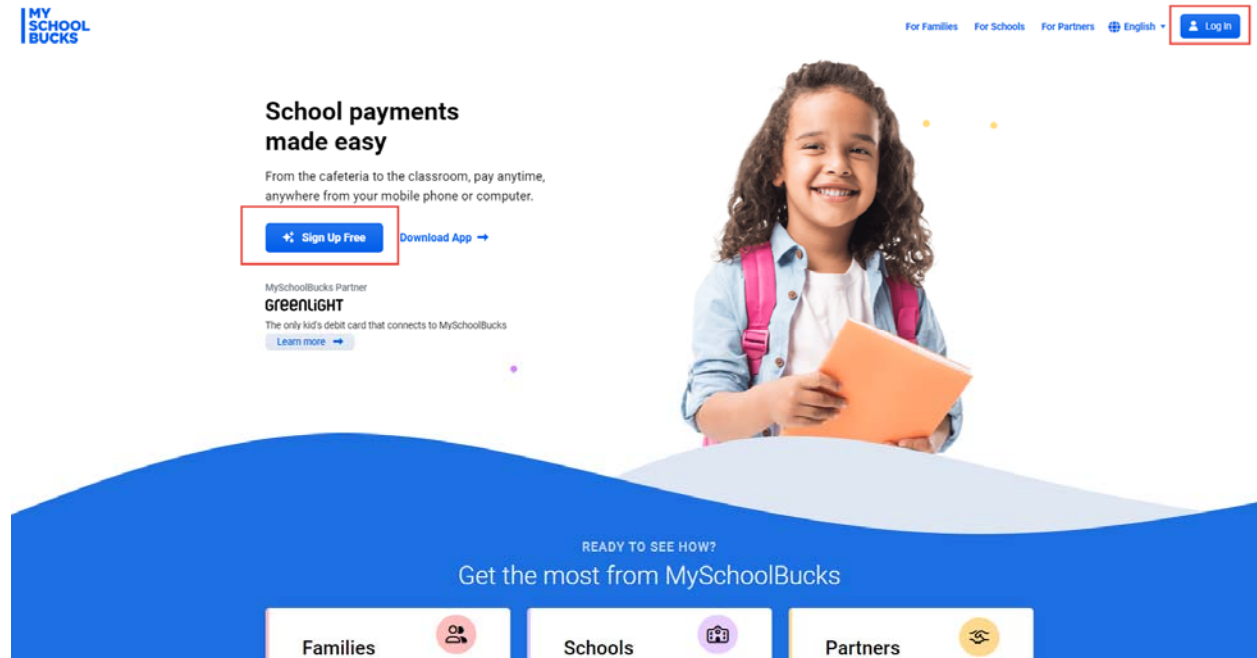


Summer School Online Payment Guide

Go to the My School Bucks website at www.myschoolbucks.com.

If you already have an account, please log in & skip to page 4.

If you do not have an account, click on "Sign Up Free!"



Follow the prompts and fill in the fields below with the user information (not the student's information). Password must at least 8 characters long and contain upper and lower case letters, and have at least one number and one special character.

Create your Account

Hi, user@email.com! Your email address is your username. Let's finish setting up your account. It will just take a minute.

Your First Name

Your Last Name

Mobile Phone Number

Allow us to send text messages for password resets*

* Message and data rates may apply. Msg freq varies. Text HELP to 58864 for help. Text STOP to 58864 to cancel. [Terms of Service](#) | [Privacy Notice](#)

BACK

Password Setup

Next, choose a password for your new user@email.com user account.

Password

Password must be at least 8 characters

Confirm Password

Show Password

Send me news, exclusive offers, and promotional emails

By creating an account, I accept the [Terms of Service](#) and [Privacy Notice](#).

BACK

MySchoolBucks allows you to see your child's account as part of our free services. If you use MySchoolBucks to add funds to your child's account, you may pay a program fee for the convenience of using our online service. Please keep in mind that you can always add funds to your child's account by sending cash or a check directly to your school.

Create Account

Enter your email address and press Get Started to sign up today.

Email Address

By selecting Get Started, I accept the Privacy Notice.

Follow prompts. Settings can be adjusted later under My User Profile.

MY SCHOOL BUCKS Northside Independent School Dis... ▾

HOME > LOG IN

You have logged in successfully for the first time into MySchoolBucks.

[Skip this step, I'll do it later](#) [Continue to Add A Student](#)

Continue to Add a Student.


Find your students

Let's find your students. Select 'Add student' to begin.

There are currently no students on your account.

[+ Add student](#)

[Cancel](#)



Fill in student info below. For Magnet schools, please select the main school's name. When completed, click "Search".

Find Student

Provide some details about your student to help us find them.

First name Last name

School

Birthdate


Student number

[Don't have your child's student number?](#)

The school district is requesting that you obtain the id numbers from the school. They would be happy to send that number home with your child upon request.

Thank you for your interest in MySchoolBucks and we hope to see you back soon!

[Back](#) [Search](#)




A confirmation page will appear stating it was successful. At this point, you may "Add Another Student" to your account if you wish. When you are done adding students, click "Confirm".

Find your students

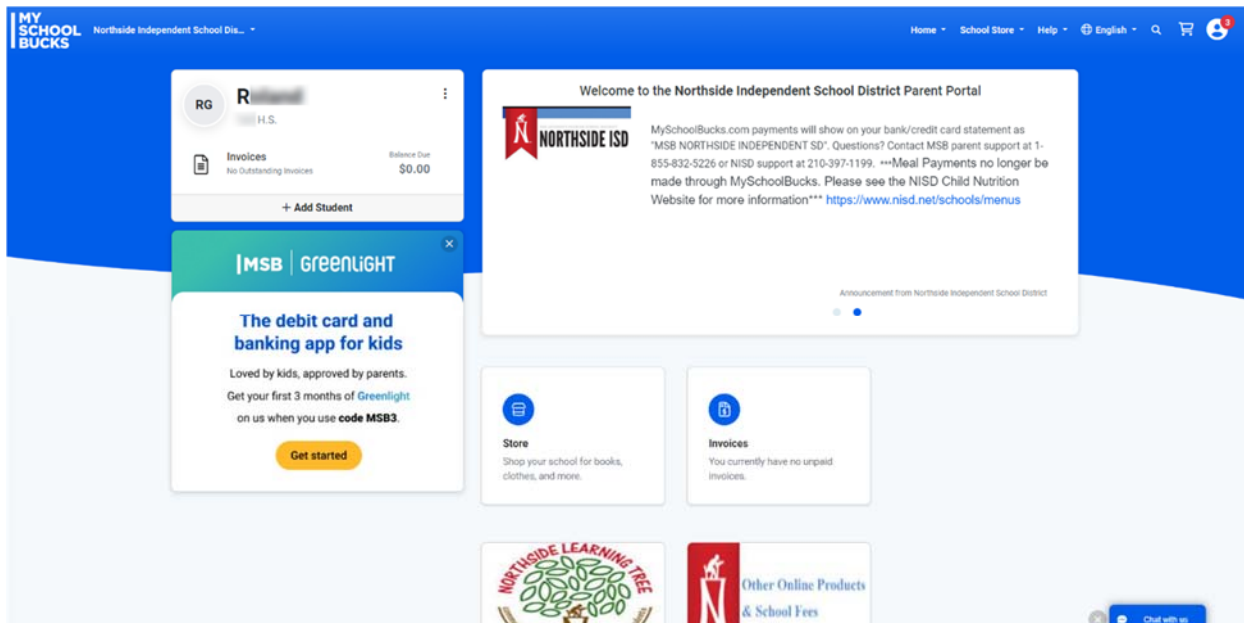
Let's find your students. Select 'Add another student' to begin.

[+ Add another student](#)

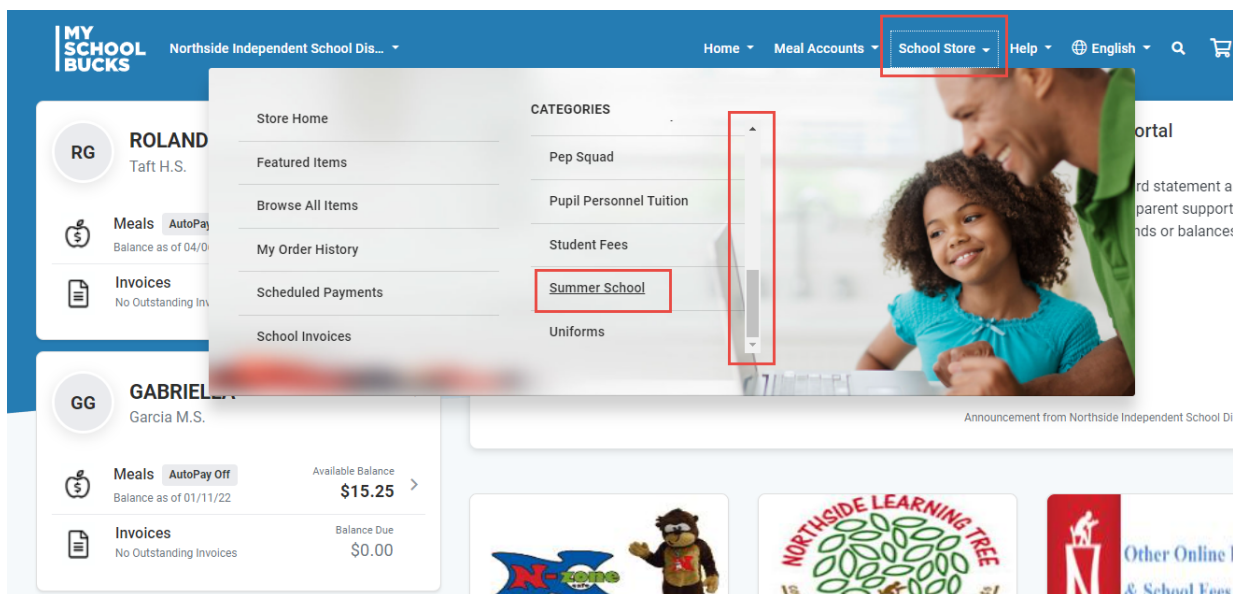
[Confirm](#)



Your home screen will appear where you can make payments. The “Help” drop-down on the upper right corner is available for additional assistance.



Once you have already setup an account and are logged in, click on the “School Store” drop down. Then under Categories, scroll down and click on “Summer School”.



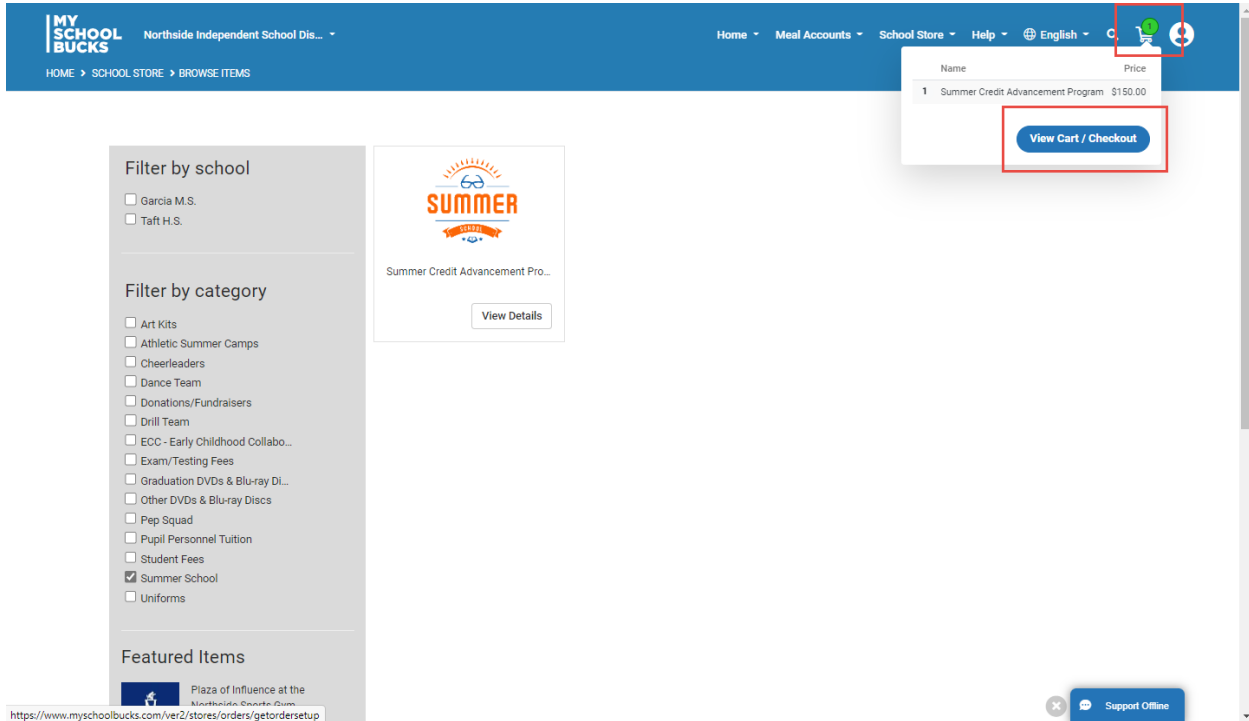
Click on "View Details".

The screenshot shows the top navigation bar of the 'MY SCHOOL BUCKS' website. The header includes the school district name 'Northside Independent School Dis...' and navigation links for Home, Meal Accounts, School Store, Help, and English. Below the header, there are filter options for school and category. The 'Summer Credit Advancement Program' product card is displayed, featuring a logo with a sun and glasses. A red rectangular box highlights the 'View Details' button on the product card. A 'Support Offline' chat button is visible in the bottom right corner.

Enter information requested, and click "Add To Cart".

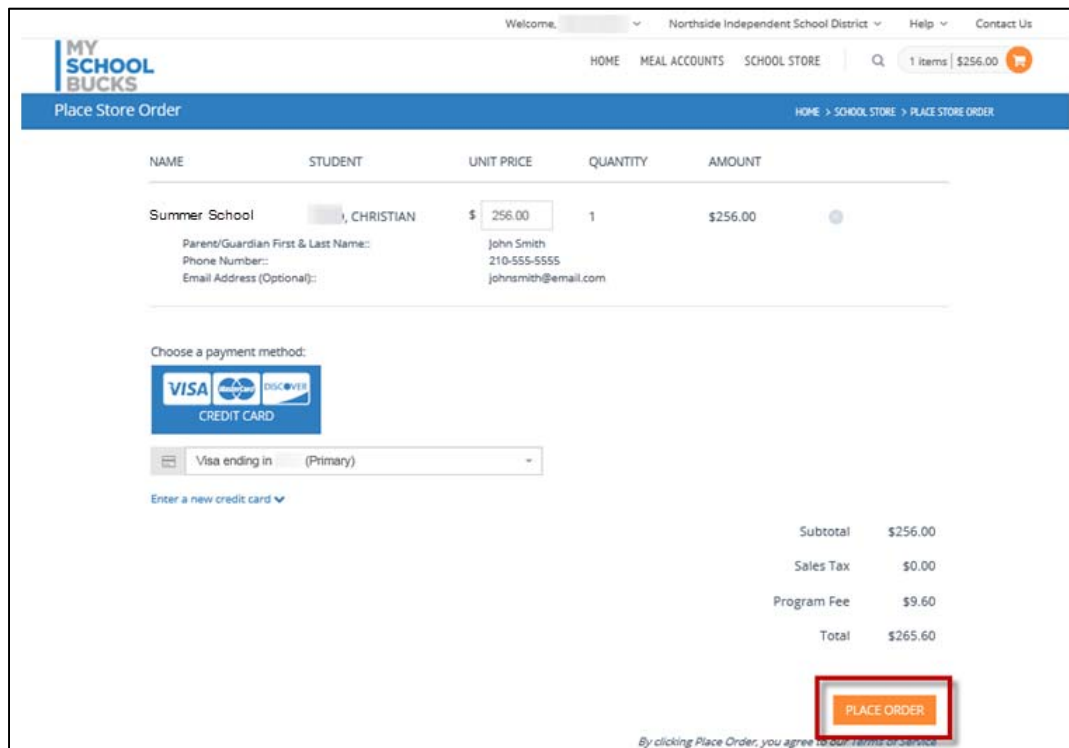
The screenshot shows the 'Summer Credit Advancement Program' form on the website. The form includes a dropdown menu for 'Student' (currently set to 'RC'), a dropdown for 'Options' (with '0.5 Credit (\$150.00)' selected), and a dropdown for 'Parent/Guardian Name' (with '1 credit (\$300.00)' selected). Other fields include 'Parent/Guardian Phone Number' (with a placeholder '(###) ###-####'), 'Email Address (optional)', 'Course Name/Number', and 'Counselor's Name'. At the bottom of the form are buttons for 'Cancel', 'Buy Now', and 'Add To Cart'. A red note at the bottom of the page reads: '**BEFORE submitting payment, student MUST meet with their NISD home campus Counselor to register for Summer Credit Advancement.**' A 'Chat with us' button is visible in the bottom right corner.

At this point, you may select another product to make a payment.
 If you are finished, you can select the shopping cart icon to review. Click “View Cart /Checkout”.

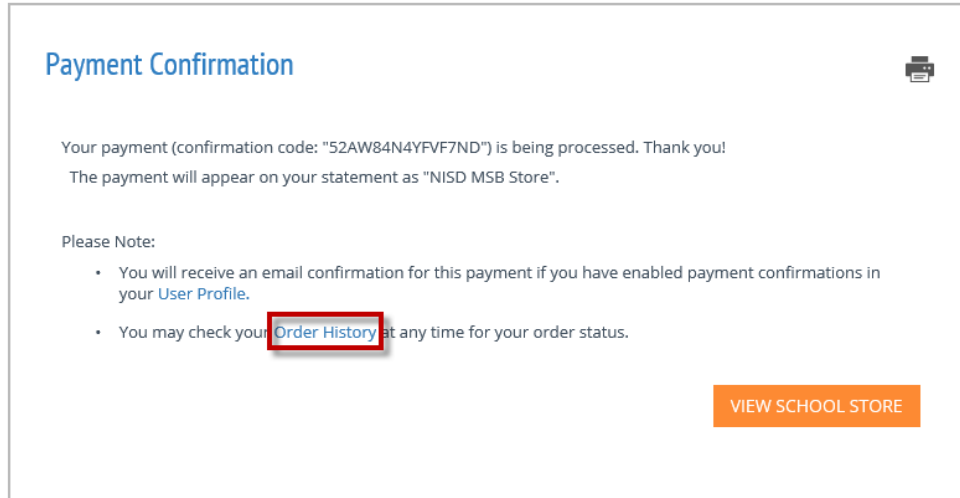


Review your order and choose or enter a payment method. A convenience fee of 3.75% will be added to the transaction total. Complete transaction by clicking on “PLACE ORDER”.

A confirmation email will be sent to which the My School Bucks account is registered.



On the Payment Confirmation screen, click “Order History” to View & Print for your records.



Payment Confirmation

Your payment (confirmation code: "52AW84N4YFVF7ND") is being processed. Thank you!
The payment will appear on your statement as "NISD MSB Store".

Please Note:

- You will receive an email confirmation for this payment if you have enabled payment confirmations in your [User Profile](#).
- You may check your [Order History](#) at any time for your order status.

[VIEW SCHOOL STORE](#)

For troubleshooting online payments, please call the NISD Online Payment Support line at 210-397-1199 for assistance.